

Verified Reliability



EU KEYMARK



EU ErP



EU CE



UK UKCA



UK MCS



GER TüV



GER BAFA



GER SG Ready



ISO9001 Quality Management System



ISO14001 Environmental Management System



ISO45001 Occupational Health and Safety Management Systems

China

Zealux Electric Limited

No.2-8, No.9 Road, Science and Technology zone, Xingtan Industrial Park, Shunde, Foshan, Guangdong, China

+86-20-86 000 676
sales@zealux.com

France

Zealux France

8 Allée du Piot, 30660, Gallargues le Montueux, France

+33 (0)6 56 69 58 47
contact@zealux.fr

Germany

Zealux GmbH


Basler Str, 115, 79115 Freiburg im Breisgau, Baden-Württemberg, Germany

+49 (0)-761-4787252
info@poolclub.com

Stay Tuned with Us



 www.zealux.com



Leading Next-generation Heating Solutions for House, Pool & Spa



2025
Catalog





Zealux®
365Days GreenHome


01	Who is ZEALUX®	P4-11
02	ZEALUX® Residential Heat Pumps	P12-33
	<i>INVERBOOST PAD</i>	<i>P14-21</i>
	<i>INVERBOOST PLUS</i>	<i>P22-27</i>
	<i>INVERBOOST CLASSIC</i>	<i>P28-33</i>
03	ZEALUX® Heating System Solution	P34-41
	<i>Pool Exchanger</i>	<i>P36-37</i>
	<i>Fan Coil Unit</i>	<i>P38-39</i>
	<i>Hydro Box</i>	<i>P40</i>
	<i>Water Mixing Station</i>	<i>P41</i>
04	Customer care experience <i>(i.e.pre-sale, post-sale and after-sale)</i>	P42-43
05	Unique Conciergery Platform	P44-45

Who is ZEALUX®

ZEALUX® Group is a global leader in advanced heating and cooling heat pump systems. With over 20 years of innovation, we specialize in integrating heating, cooling, domestic hot water, and renewable energy to provide energy-efficient solutions for homes and buildings.

Guided by a vision of sustainability and environmental stewardship, we have established "365 Days Green Home" as our strategic goal. By leveraging cutting-edge technology and a deep commitment to renewable energy, ZEALUX® is leading the charge toward a greener, more sustainable future for generations to come.


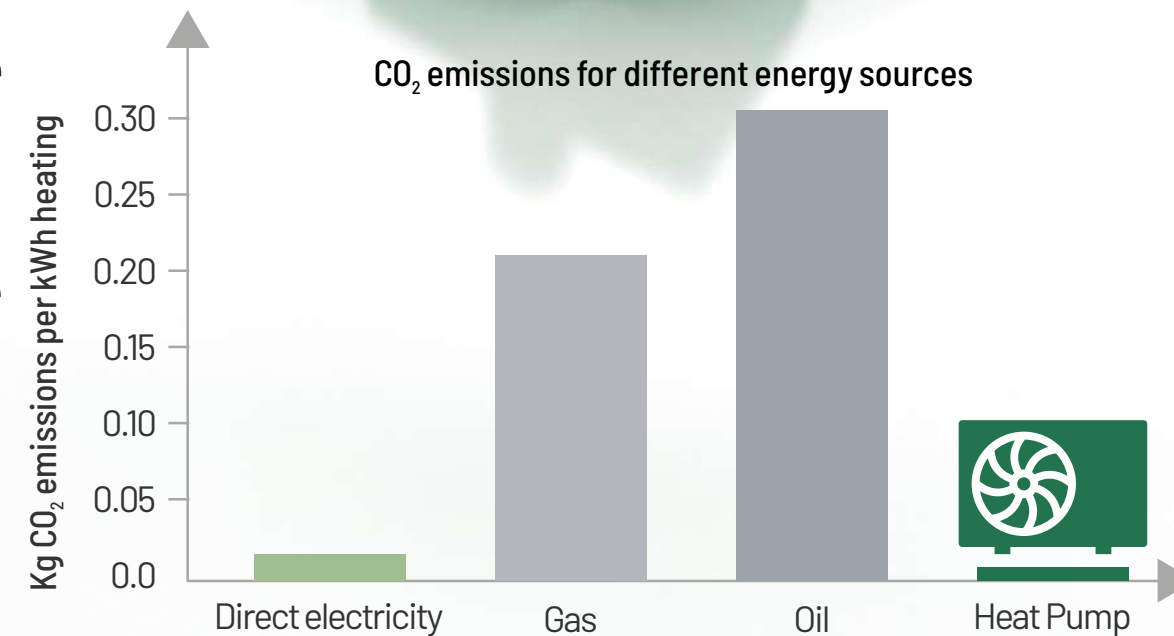
Much of the carbon dioxide in the atmosphere originates from fossil energy sources for heating and hot water systems. We need to replace oil, coal and gas with renewable energy sources that minimise the lasting damage to our planet.



Zealux's product range offers the best solutions for both the environment and humanity.



Sustainability challenge



INVERBOOST®

Full-inverter Technology Since 2013

For over a decade, INVERBOOST® fully inverter technology has been specifically designed to reduce energy consumption and ensure optimal performance. Our signature full inverter technology serves as the cornerstone for developing energy efficient and eco-friendly products, which are tailored for Space Heating and Cooling, Pool and SPA Heating and Cooling.

Born For Innovation

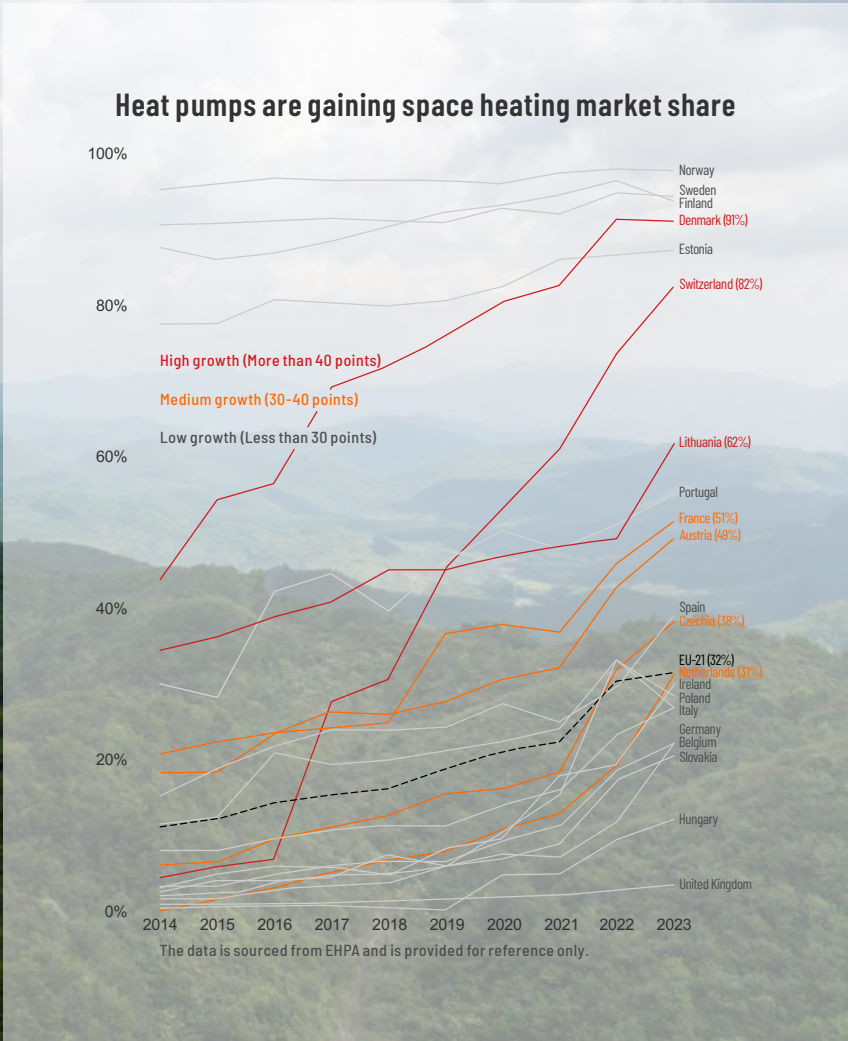


Zealux, a global company.



Why Install Heat Pumps?

When you transition from fossil fuels to renewable energy, you will experience comprehensive benefits: sustainable heating or cooling, improved energy efficiency, cost savings, enhanced indoor comfort, and a reduced carbon footprint. Globally, governments are encouraging using of heat pumps through various policies to promote sustainable development and protect our shared home - Earth.



Zealux Air-to-Water Heat Pumps: An Efficient Heating Solution for Cold Winters

Energy Efficiency A+++
A2W heat pumps transfer heat from the air to water, making them more energy-efficient than traditional electric heaters and boilers. They deliver more thermal energy than the electricity they consume, resulting in a high Coefficient of Performance (COP).

Environmentally Friendly
Unlike coal or gas boilers, heat pumps emit no carbon dioxide or other pollutants, reducing greenhouse gas emissions. They contribute to lowering the carbon footprint and align with green energy policies.

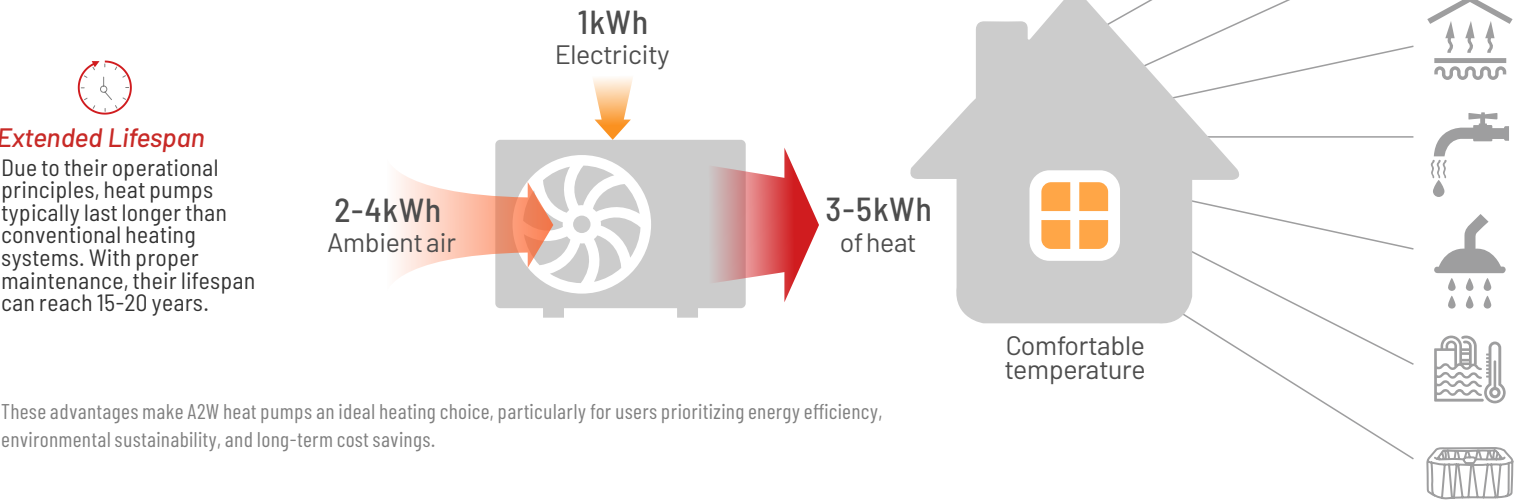
Low Operating Costs
While the initial investment may be higher, A2W heat pumps have lower operating costs due to their high energy efficiency. Over time, they can significantly reduce energy expenses.

Strong Adaptability
Heat pumps can operate effectively in various climates, particularly in temperate and cold regions. They perform well even in low-temperature environments, ensuring warmth and comfort during winter.

Precise Temperature Control
Modern heat pump systems come equipped with advanced temperature control technologies, delivering stable and comfortable indoor temperatures. They can intelligently adjust heat output based on user needs.

Multi-Functionality
Some heat pump systems offer more than just heating. They can also provide cooling and hot water, making them versatile solutions that meet year-round needs with a single device.

Low Maintenance Costs
The heat pump system features a relatively simple structure and lacks combustion components like traditional boilers, reducing the likelihood of malfunctions and the frequency of maintenance.



These advantages make A2W heat pumps an ideal heating choice, particularly for users prioritizing energy efficiency, environmental sustainability, and long-term cost savings.



*Winter for house, summer for Pool&SPA,
hot water everyday.*

More Application

ZEALUX® Multi-functional Air to Water Heat Pump is a unique system that offers a total solution for heating space in winter and heating the Pool & SPA in summer, bringing year-round benefits of hot water for your entire household!

The all-in-one design guarantees your absolute comfort whenever you wish.

All-in-one Design



The new-generation INVERBOOST® with full-inverter technology is designed for house heating in winter, additional heating for Pool & SPA in summer, 365 days green home.



Quiet and efficient home heating/cooling function brings the ideal temperature to your house.



*R32 : Delivers hot water up to 60°C.
R290 : Delivers hot water up to 70°C.*



Multiple heat pump connections: floor heating, fan coils, or radiators.



Saving the planet



Garden design



365 days
4-Seasons



02

ZeaLux® Residential Heat Pumps



INVERBOOST **PAD**



INVERBOOST **PLUS**



INVERBOOST **CLASSIC**

INVERBOOST PAD


Revolutionary Innovation for an Unparalleled Experience



Side Airflow Innovation




Say goodbye to cold drafts! The Zealux Inverboost PAD's advanced centrifugal fan directs air from the sides, enhancing your comfort without the chill of direct front airflow.



Design and integration with the building

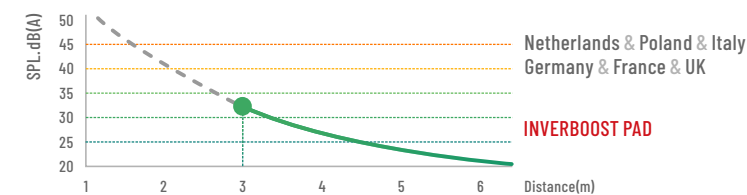
Designed with aesthetics in mind, the heat pump features a hidden fan and can be seamlessly concealed with decorative panels, stones, or plants, maintaining the beauty of your space. Perfect for high-end residences, villas, or commercial properties where style meets function.



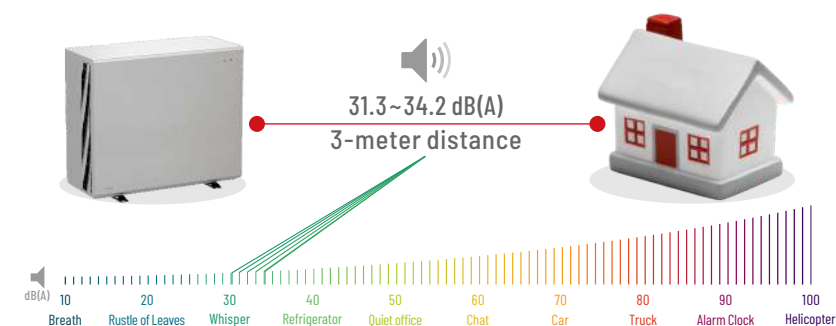


Triple Soundproofing, Reducing Noise by 80%

Maintaining regulatory adherence across all EU markets



Noise issues are a common cause of neighborhood conflicts. The low-noise design of the Zealux Inverboost PAD effectively mitigates complaints related to heat pump operation, improving the living experience for users.



ALL-IN-ONE

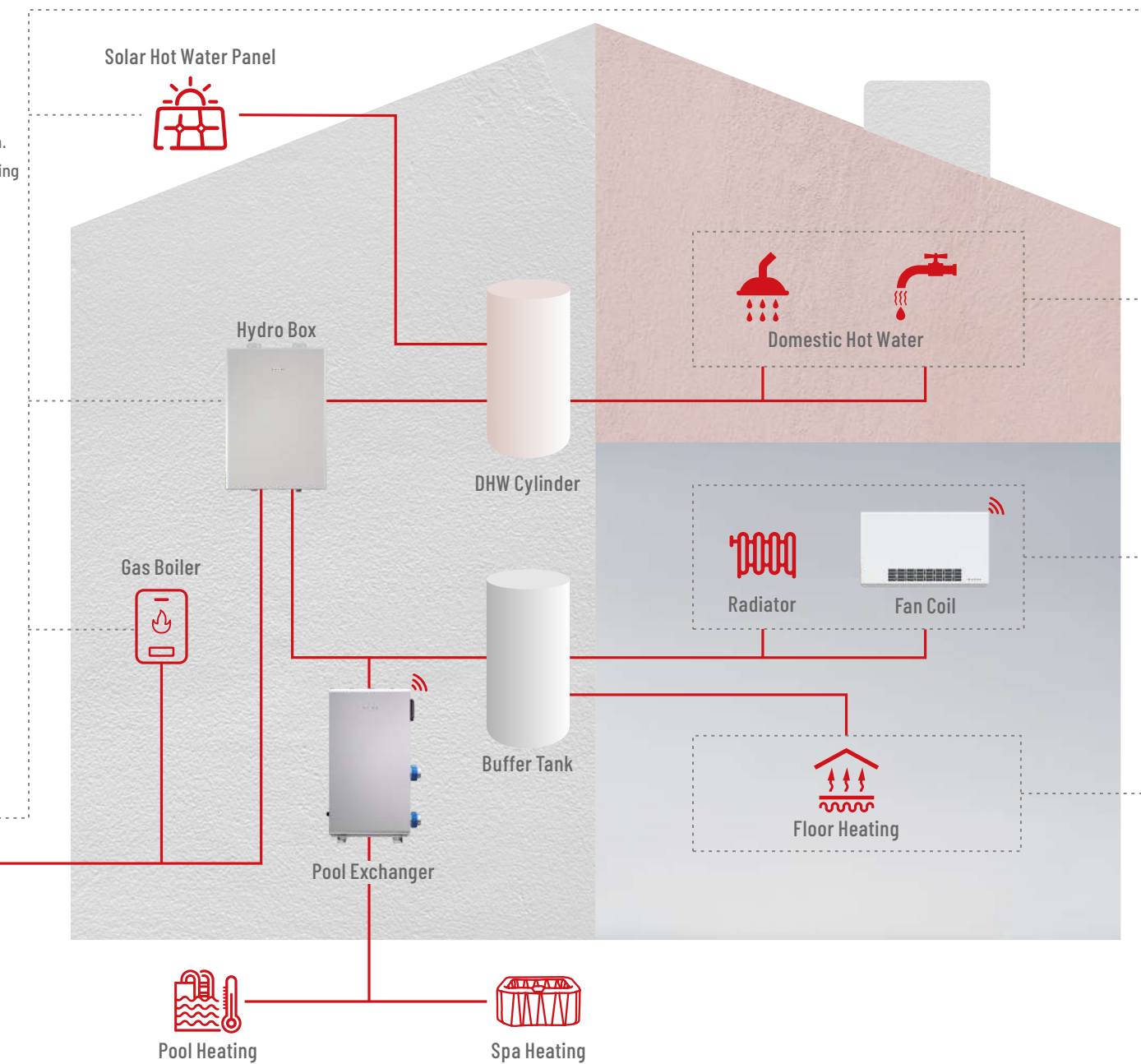
All-in-One monobloc design, easy installation.
The best combination of energy efficiency and living comfort for new construction and renovation.

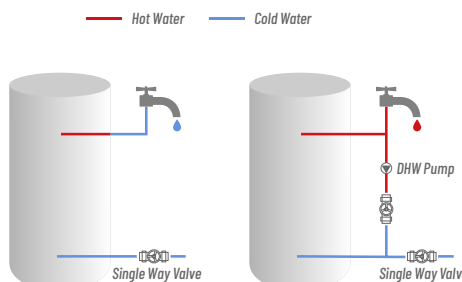

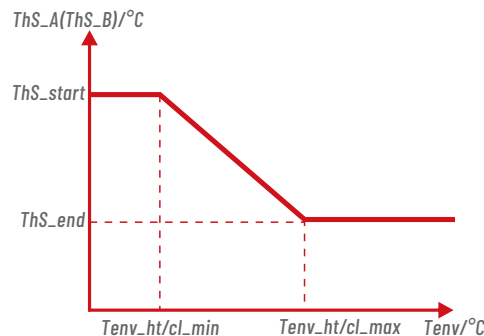
Stable operation at low temperature with the EVI technology.



INVERBOOST PAD

-35°C ————— 43°C





32 Fixed+1 Custom Temperature Curves

With the temperature curve function, the heat pump adjusts the water temperature automatically according to changes in ambient temperature. When the ambient temperature rises or falls, the heat load decreases or increases accordingly, and the water temperature adjusts automatically. There are 32 fixed temperature curves and 1 custom curve (Climate Compensation Curve) to meet diverse temperature needs.

Smart Grid

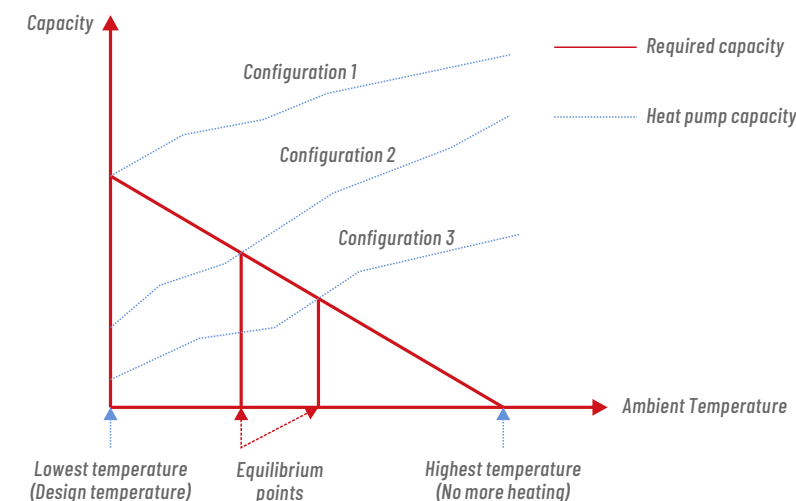
The heat pump adjusts its operating state based on different digital signals provided by the smart grid, achieving improved efficiency, load balancing, energy storage integration, and enhanced grid stability.

DHW Pump Function

The DHW pump function is designed to circulate water from the pipes back to the hot water tank based on a pre-set schedule. Users can configure up to 12 timers per day, allowing them to customize the pump's operation according to their daily routines, ensuring that hot water is readily available without long time waiting.

Flexible System Configuration

The Zealux heat pump system offers flexibility by allowing the electric heater to be turned on or off and to operate simultaneously with auxiliary heat sources, such as a boiler. The selected configuration will determine the appropriate size of the heat pump required. Below are three common configuration options.



Multi-Module Cascade System

When the heating/cooling demand necessitates an increase in capacity, the system can be seamlessly expanded by integrating additional modular units. A single controller can manage up to 8 modules, ensuring efficient and scalable operation.



Dual Zone Control

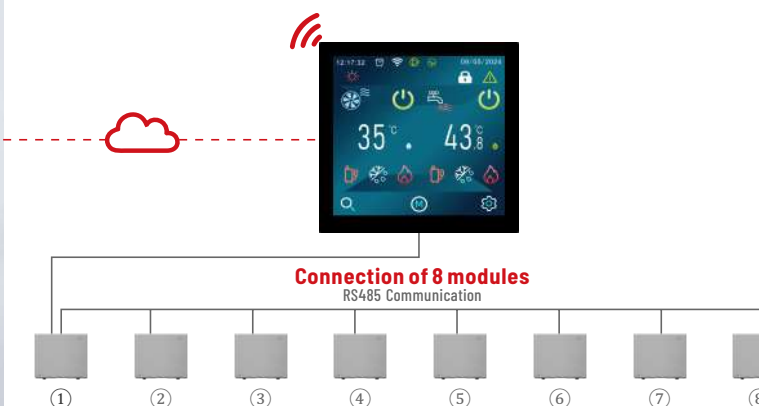
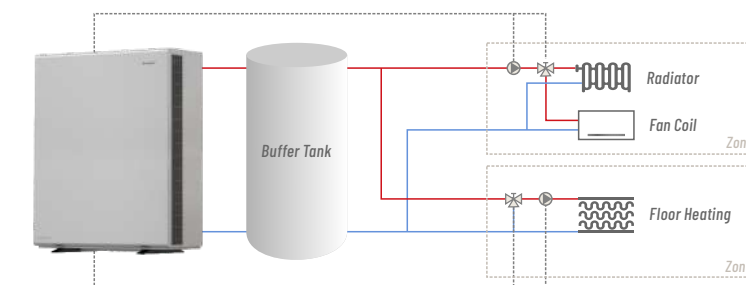
Dual-zone temperature control is available in heating mode, allowing for precise temperature regulation across different areas to accommodate various daily requirements.


1. Wired Controller Only

Wired controller manages mode, temperature and power. Zone 1 is regulated by the outgoing water temperature, while Zone 2 can be managed either by the same parameter or by the built-in sensor within the wired controller.


2. Wired Controller with Thermostat

The wired controller sets the mode and water temperature, while both Zone 1 and Zone 2 are directly controlled by individual thermostats.



Efficiency data		A+++ 	R290	Unit	XAH07Csi9-S	XAH10Csi9-S	XAH12Csi9-S	XAH12Csi9T-S	XAH16Csi9T-S
Suggested buffer tank					60L	60L	60L/80L	60L/80L	80L/100L
Heating at Air 7°C, Water 30/35°C	Heating capacity			kW	7.08	10.01	12.04	12.07	16.03
	Power input			kW	1.57	2.21	2.63	2.65	3.52
	COP				4.51	4.53	4.57	4.55	4.56
Heating at Air 7°C, Water 50/55°C	Heating capacity			kW	7.10	10.09	12.08	12.09	16.05
	Power input			kW	2.35	3.29	3.88	3.93	5.19
	COP				3.02	3.07	3.11	3.08	3.09
Heating at Air -7°C, Water 30/35°C	Heating capacity			kW	4.66	6.47	7.84	7.83	10.48
	Power input			kW	1.52	2.09	2.52	2.53	3.38
	COP				3.07	3.09	3.11	3.09	3.10
Heating at Air -7°C, Water 50/55°C	Heating capacity			kW	4.52	6.41	7.71	7.71	10.34
	Power input			kW	1.95	2.80	3.28	3.34	4.42
	COP				2.32	2.29	2.35	2.31	2.34
Cooling at Air 35°C, Water 23/18°C	Cooling capacity			kW	7.01	10.11	12.13	11.95	16.09
	Power input			kW	1.74	2.50	2.98	2.91	3.91
	EER				4.03	4.04	4.07	4.10	4.11
Cooling at Air 35°C, Water 12/7°C	Cooling capacity			kW	6.74	9.60	11.53	11.44	15.29
	Power input			kW	2.21	3.13	3.81	3.70	4.93
	EER				3.05	3.07	3.03	3.09	3.10
Compressor type					Inverter compressor				
Power supply				V	220-240V/50Hz/1PH			380-415V/50Hz/3PH	
Rated heating capacity				kW	7	10	12	12	16
Max power input				kW	2.35	3.29	3.88	3.93	5.19
Rated current				A	13.0	18.0	21.0	8.0	10.0
Minimum fuse current				A	16.0	22.0	26.0	12.0	13.0
Suggested water flux				m³/h	1.2	1.7	2.1	2.1	2.8
Water connection				G1"	G1"	G1"	G1"	G1"	G1 1/4"
Sound pressure level (1m)				dB(A)	41.3	42.0	42.3	42.7	42.4
Sound pressure level (3m)				dB(A)	31.8	32.5	32.8	33.2	32.9
Heat exchanger					Plate heat exchanger				
Net weight				kg	103	109	117	117	127
Gross weight				kg	123	129	137	137	147
Net dimension				mm	1100×475×957	1100×475×957	1190×475×1050	1190×475×1050	1120×465×1418
Packing dimension				mm	1160×570×1100	1160×570×1100	1250×570×1355	1250×570×1355	1174×560×1563

*The above data is only a reference.Please refer to the nameplate on the unit.

Efficiency data		A+++ 	R32		Unit	XAH07Csiu32-S	XAH10Csiu32-S	XAH12Csiu32-S	XAH12Csiu32T-S	XAH16Csiu32T-S
Suggested buffer tank						60L	60L	60L/80L	60L/80L	80L/100L
Heating at Air 7°C, Water 30/35°C	Heating capacity				kW	7.18	10.13	12.04	12.01	16.18
	Power input				kW	1.53	2.21	2.59	2.58	3.54
	COP					4.70	4.58	4.65	4.65	4.57
Heating at Air 7°C, Water 50/55°C	Heating capacity				kW	6.90	9.54	11.47	11.48	15.83
	Power input				kW	2.13	3.04	3.57	3.58	4.99
	COP					3.24	3.14	3.21	3.21	3.17
Heating at Air -7°C, Water 30/35°C	Heating capacity				kW	6.23	8.60	10.14	10.09	10.71
	Power input				kW	1.97	2.68	3.14	3.09	3.43
	COP					3.17	3.21	3.23	3.27	3.12
Heating at Air -7°C, Water 50/55°C	Heating capacity				kW	5.86	8.21	9.68	9.64	13.11
	Power input				kW	2.63	3.72	4.46	4.40	6.01
	COP					2.23	2.21	2.17	2.19	2.18
Heating at Air -15°C, Water 30/35°C	Heating capacity				kW	5.37	7.51	9.01	9.15	12.11
	Power input				kW	1.95	2.67	3.15	3.18	4.34
	COP					2.75	2.81	2.86	2.88	2.79
Heating at Air -15°C, Water 50/55°C	Heating capacity				kW	5.03	6.97	8.40	9.00	11.31
	Power input				kW	2.78	3.89	4.49	4.86	6.35
	COP					1.81	1.79	1.87	1.85	1.78
Heating at Air -22°C, Water 30/35°C	Heating capacity				kW	5.01	7.97	8.44	8.56	11.33
	Power input				kW	1.95	3.05	3.25	3.33	4.44
	COP					2.57	2.61	2.60	2.57	2.55
Heating at Air -22°C, Water 50/55°C	Heating capacity				kW	4.00	5.50	6.50	6.72	8.90
	Power input				kW	2.63	3.72	4.22	4.45	6.14
	COP					1.52	1.48	1.54	1.51	1.45
Cooling at Air 35°C, Water 23/18°C	Cooling capacity				kW	7.10	10.01	11.92	11.90	16.07
	Power input				kW	1.82	2.61	3.14	3.08	4.24
	EER					3.91	3.83	3.80	3.86	3.79
Cooling at Air 35°C, Water 12/7°C	Cooling capacity				kW	6.76	9.61	11.31	11.40	15.31
	Power input				kW	2.24	3.24	3.91	4.00	5.43
	EER					3.02	2.97	2.89	2.85	2.82
Compressor type						Inverter compressor				
Power supply				V		220-240V/50Hz/1PH			380-415V/50Hz/3PH	
Rated heating capacity				kW		7	10	12	12	16
Max power input				kW		2.78	3.89	4.49	4.86	6.35
Rated current				A		15.0	21.0	24.5	9.0	12.0
Minimum fuse current				A		19.0	26.0	31.0	12.0	15.0
Suggested water flux				m³/h		1.2	1.7	2.1	2.1	2.8
Water connection				G1"		G1"	G1"	G1"	G1"	G1"
Sound pressure level (1m)				dB(A)		40.8	41.2	43.4	43.5	43.7
Sound pressure level (3m)				dB(A)		31.3	31.7	33.9	34.0	34.2
Heat exchanger						Plate heat exchanger				
Net weight				kg		103	109	117	117	127
Gross weight				kg		123	129	137	137	147
Net dimension				mm		1100×475×957	1100×475×957	1190×475×1050	1190×475×1050	1120×465×1418
Packing dimension				mm		1160×570×1100	1160×570×1100	1250×570×1200	1250×570×1200	1174×560×1563

*The above data is only a reference.Please refer to the nameplate on the unit.

INVERBOOST PLUS



FULL INVERTER

A+++




R290

R32



12-70°C



INVERBOOST PLUS Air to Water Heat Pumps all adopt the latest INVERBOOST adaptive full inverter technology, allowing the compressor to operate at optimal energy consumption for efficient heating. Under the same conditions, running in a 30-square-meter room can save 60% compared to gas wall-mounted boilers and 70% compared to electric wall-mounted boilers.

Quiet Operation

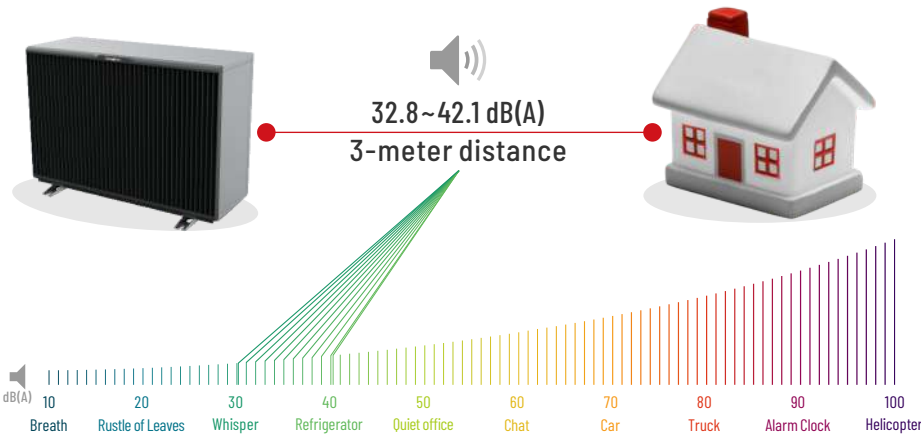
Low noise running by the intelligent speed control allows free placement on the property like densely built-up areas.

Custom Heating/Cooling

Suitable for single-room or whole-house operation, it intelligently adjusts frequency during low heat demand for efficiency and cost savings. The hydronic system provides warmth without dryness, replacing central heating to eliminate temperature fluctuations and substituting air conditioning to prevent dry air.

Anti-Jamming Water Pump

The unit features a design that prevents the water pump from jamming during shutdown, reducing pump failures in the water system.



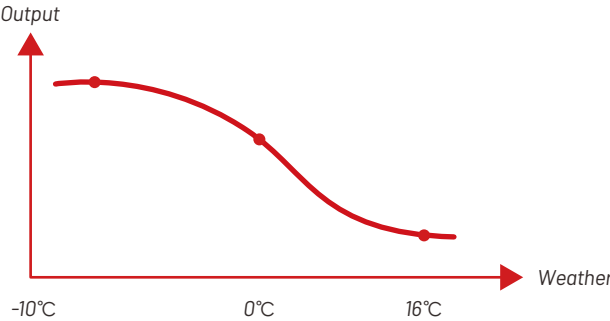
With A+++, the ZEALUX® heat pumps adopts the new-generation INVERBOOST® full inverter technology to maximize COP performance with an efficiency increase of 30%.

Thanks to its intelligent adjustment, ZEALUX® heat pumps work more efficiently and keep your energy bill as low as possible. Less consumption, the same output.

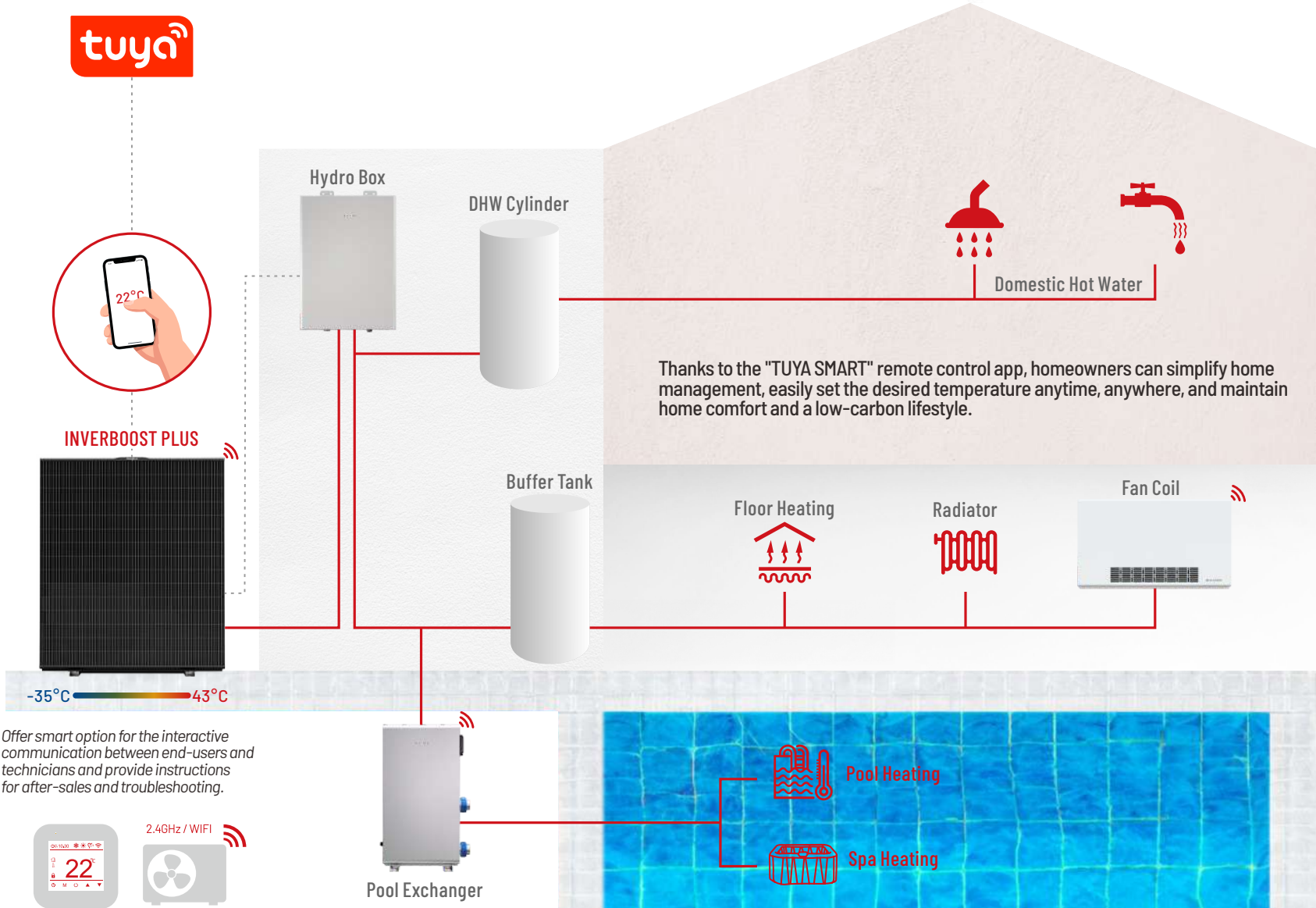


Weather compensation to achieve the highest Seasonal COP

HP adjusts the heating output according to the actual temperature to achieve the highest efficiency.



Smart Control, Smarter Life



Efficiency data		A+++	R290	Unit	XAH07Csi9-G	XAH10Csi9-G	XAH12Csi9-G	XAH16Csi9T-G
Suggested buffer tank					60L	60L	60L/80L	80L/100L
Heating at Air 7°C, Water 30/35°C	Heating capacity			kW	7.13	10.30	12.12	16.18
	Power input			kW	1.58	2.27	2.65	3.55
	COP				4.51	4.53	4.57	4.56
Heating at Air 7°C, Water 50/55°C	Heating capacity			kW	6.97	9.59	12.00	16.05
	Power input			kW	2.31	3.12	3.86	5.21
	COP				3.02	3.07	3.11	3.08
Heating at Air -7°C, Water 30/35°C	Heating capacity			kW	4.47	6.52	8.52	10.79
	Power input			kW	1.45	2.04	2.63	3.27
	COP				3.09	3.19	3.24	3.30
Heating at Air -7°C, Water 50/55°C	Heating capacity			kW	4.27	6.42	7.62	11.01
	Power input			kW	1.81	2.78	3.33	4.48
	COP				2.36	2.31	2.29	2.46
Cooling at Air 35°C, Water 23/18°C	Cooling capacity			kW	6.77	9.81	11.47	15.34
	Power input			kW	1.71	2.50	2.95	4.02
	EER				3.95	3.92	3.89	3.82
Cooling at Air 35°C, Water 12/7°C	Cooling capacity			kW	6.42	9.26	10.90	14.53
	Power input			kW	2.15	3.11	3.66	5.01
	EER				2.99	2.98	2.98	2.90
Compressor type					Inverter compressor			
Power supply				V	220-240V/50Hz/1PH			380-415V/50Hz/3PH
Rated heating capacity				kW	7	10	12	16
Max power input				kW	2.31	3.12	3.86	5.21
Rated current				A	13.0	17.0	21.0	9.5
Minimum fuse current				A	16.0	21.0	26.0	12.0
Suggested water flux				m³/h	1.2	1.7	2.1	2.8
Water connection				G1"	G1"	G1"	G1"	G1 1/4"
Sound pressure level (1m)				dB(A)	46.2	43.1	42.3	49.6
Sound pressure level (3m)				dB(A)	36.7	33.6	32.8	40.1
Heat exchanger					Plate heat exchanger			
Net weight				kg	76	99	107	125
Gross weight				kg	92	117	125	146
Net dimension				mm	1076×456×860	1052×453×1260	1052×453×1260	1190×440×1380
Packing dimension				mm	1140×536×1005	1110×533×1405	1110×533×1405	1230×520×1525

*The above data is only a reference.Please refer to the nameplate on the unit.

Efficiency data		A+++	R32	EVI	Unit	XAH10Csiu32-G	XAH12Csiu32T-G	XAH19Csiu32T-G	XAH26Csiu32T-G
Suggested buffer tank						60L	60L/80L	80L/100L	80L/100L
Heating at Air 7°C, Water 30/35°C	Heating capacity				kW	10.11	12.00	19.00	26.00
	Power input				kW	2.21	2.58	4.08	5.59
	COP					4.58	4.65	4.66	4.65
Heating at Air 7°C, Water 50/55°C	Heating capacity				kW	9.54	11.48	18.58	26.00
	Power input				kW	3.04	3.58	5.82	8.05
	COP					3.14	3.21	3.19	3.23
Heating at Air -7°C, Water 30/35°C	Heating capacity				kW	8.60	10.09	16.15	21.95
	Power input				kW	2.68	3.09	5.06	6.77
	COP					3.21	3.27	3.19	3.24
Heating at Air -7°C, Water 50/55°C	Heating capacity				kW	8.21	9.64	15.18	20.77
	Power input				kW	3.73	4.32	6.93	9.57
	COP					2.20	2.23	2.19	2.17
Heating at Air -15°C, Water 30/35°C	Heating capacity				kW	7.51	9.15	14.04	20.70
	Power input				kW	2.67	3.30	4.98	7.19
	COP					2.81	2.77	2.82	2.88
Heating at Air -15°C, Water 50/55°C	Heating capacity				kW	6.97	8.99	13.44	18.51
	Power input				kW	3.71	4.86	7.19	10.01
	COP					1.88	1.85	1.87	1.85
Heating at Air -22°C, Water 30/35°C	Heating capacity				kW	7.97	8.56	12.96	17.90
	Power input				kW	3.05	3.33	5.00	7.05
	COP					2.61	2.57	2.59	2.54
Heating at Air -22°C, Water 50/55°C	Heating capacity				kW	5.50	6.72	10.83	13.40
	Power input				kW	3.72	4.45	7.03	8.87
	COP					1.48	1.51	1.54	1.51
Cooling at Air 35°C, Water 23/18°C	Cooling capacity				kW	9.73	11.37	18.04	24.63
	Power input				kW	2.54	2.95	4.76	6.64
	EER					3.83	3.86	3.79	3.71
Cooling at Air 35°C, Water 12/7°C	Cooling capacity				kW	9.07	10.75	16.97	23.33
	Power input				kW	3.05	3.79	6.19	8.67
	EER					2.97	2.84	2.74	2.69
Compressor type						Inverter compressor			
Power supply				V		220-240V/50Hz/1PH		380-415V/50Hz/3PH	
Rated heating capacity				kW		10	12	19	26
Max power input				kW		3.73	4.86	7.19	10.01
Rated current				A		20.5	9.0	13.0	18.5
Minimum fuse current				A		25.0	12.0	16.0	24.0
Suggested water flux				m³/h		1.7	2.1	3.3	4.5
Water connection				G1"		G1"	G1"	G1 1/4"	G1 1/4"
Sound pressure level (1m)				dB(A)		46.8	50.5	51.2	51.6
Sound pressure level (3m)				dB(A)		37.3	41	41.7	42.1
Heat exchanger						Plate heat exchanger			
Net weight				kg		76	99	125	145
Gross weight				kg		92	117	146	166
Net dimension				mm		1076×456×860	1052×453×1260	1190×440×1380	1255×460×1460
Packing dimension				mm		1140×536×1005	1110×533×1405	1230×520×1525	1355×550×1600

*The above data is only a reference.Please refer to the nameplate on the unit.

INVERBOOST CLASSIC



Customized for your garden, no more ugly rusting.

The minimal design, at the crossroads of contemporary aesthetics and functionality, demonstrates a harmonious fusion between advanced technology and elegance and blends seamlessly into your garden. It uses premium materials and processing to achieve rust-free perfection in each and every detail. We balance quality and craftsmanship, creating harmonious spaces for your garden.



*Proven Reliability
Modern Design
Rust proofing
Easier Maintenance*



Hidden screws

Smart Controller



Easy to use
visual interface



Safety lock



Saves time
and energy



Works according
to your
personal style



Heating, cooling,
domestic hot water
and energy



5 types of modes
satisfying needs

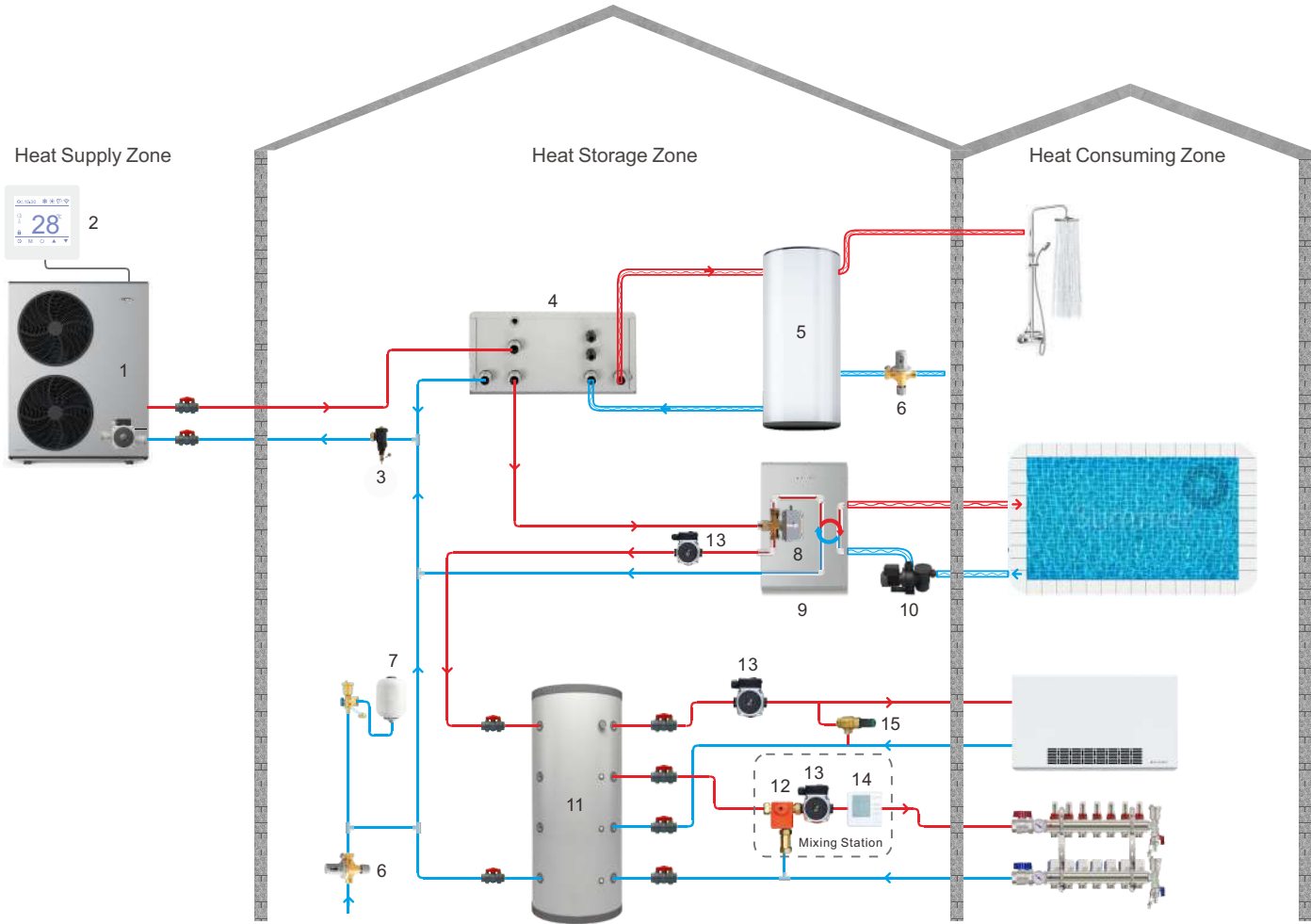


 Monobloc Compact Design  Space-Saving  Easy Installation & Maintenance

INVERBOOST CLASSIC



The ZEALUX® air-to-water heat pump extracts heat from the air and transfers it through water to heat and cool. It offers a stable room temperature all year long, produces domestic hot water everyday, provides pleasant coolness in summer if needed, and heat your Pool & Spa. One ZEALUX® heat pump brings you all-round experiences.



- 1. Monobloc Unit
- 2. Controller (Monobloc Unit)
- 3. Magnetic Particle Filter
- 4. Hydro Box
- 5. DHW Cylinder
- 6. Automatic Water Refill Valve
- 7. Expansion Vessel
- 8. 3 Way Electromagnetic Valve
- 9. Heat Exchanger for Pool
- 10. Circulation Water Pump
- 11. Buffer Tank
- 12. Mixer Valve
- 13. Circulation Pump
- 14. Controller (Mixing Station)
- 15. Differential Pressure Bypass Valve

-30°C ————— 43°C ALSAVO R290 Air to Water Heat Pump for House heating / domestic hot water / pool heating, Plate heat exchanger, Horizontal, CE standard, A+++

Efficiency data			A+++	R290	Unit	XAHO7Csi9	XAH10Csi9	XAH12Csi9	XAH16Csi9T
Suggested buffer tank						60L	60L	60L/80L	80L/100L
Heating at Air 7°C, Water 30/35°C	Heating capacity	kW				7.13	10.30	12.12	16.18
	Power input	kW				1.58	2.27	2.65	3.55
	COP					4.51	4.53	4.57	4.56
Heating at Air 7°C, Water 50/55°C	Heating capacity	kW				6.97	9.59	12.00	16.05
	Power input	kW				2.31	3.12	3.86	5.21
	COP					3.02	3.07	3.11	3.08
Heating at Air -7°C, Water 30/35°C	Heating capacity	kW				4.47	6.52	8.52	10.79
	Power input	kW				1.45	2.04	2.63	3.27
	COP					3.09	3.19	3.24	3.30
Heating at Air -7°C, Water 50/55°C	Heating capacity	kW				4.27	6.42	7.62	11.01
	Power input	kW				1.81	2.78	3.33	4.48
	COP					2.36	2.31	2.29	2.46
Cooling at Air 35°C, Water 23/18°C	Cooling capacity	kW				6.77	9.81	11.47	15.34
	Power input	kW				1.71	2.50	2.95	4.02
	EER					3.95	3.92	3.89	3.82
Cooling at Air 35°C, Water 12/7°C	Cooling capacity	kW				5.80	8.15	9.68	12.83
	Power input	kW				1.94	2.73	3.25	4.42
	EER					2.99	2.98	2.98	2.90
Compressor type						Inverter compressor			
Power supply						220-240V/50Hz/1PH			380-415V/50Hz/3PH
Rated heating capacity						7	10	12	16
Max power input						3.20	3.60	5.20	7.20
Rated current						14.5	16.5	24.0	11.0
Minimum fuse current						18.0	21.0	30.0	14.0
Suggested water flux						1.2	1.7	2.1	2.8
Water connection						G1"	G1"	G1"	G1 1/4"
Sound pressure level (1m)						46.2	43.1	42.3	49.6
Sound pressure level (3m)						36.7	33.6	32.8	40.1
Heat exchanger						Plate heat exchanger			
Net weight						76	99	107	125
Gross weight						92	117	125	146
Net dimension						1076×456×860	1052×453×1260	1052×453×1260	1190×440×1380
Packing dimension						1140×536×1005	1110×533×1405	1110×533×1405	1230×520×1525

* The above data is only a reference.Please refer to the nameplate on the unit.

-35°C 43°C ALSAVO R32EVI Air to Water Heat Pump for House heating / domestic hot water / pool heating, Plate heat exchanger, Horizontal, CE standard, A+++

Efficiency data		A+++	R32	EVI	Unit	XAH10Csiu32	XAH12Csiu32T	XAH19Csiu32T	XAH26Csiu32T
Suggested buffer tank						60L	60L/80L	80L/100L	80L/100L
Heating at Air 7°C, Water 30/35°C	Heating capacity				kW	10.11	12.00	19.00	26.00
	Power input				kW	2.21	2.58	4.08	5.59
	COP					4.58	4.65	4.66	4.65
Heating at Air 7°C, Water 50/55°C	Heating capacity				kW	9.54	11.48	18.58	26.00
	Power input				kW	3.04	3.58	5.82	8.05
	COP					3.14	3.21	3.19	3.23
Heating at Air -7°C, Water 30/35°C	Heating capacity				kW	8.60	10.09	16.15	21.95
	Power input				kW	2.68	3.09	5.06	6.77
	COP					3.21	3.27	3.19	3.24
Heating at Air -7°C, Water 50/55°C	Heating capacity				kW	8.21	9.64	15.18	20.77
	Power input				kW	3.73	4.32	6.93	9.57
	COP					2.20	2.23	2.19	2.17
Heating at Air -15°C, Water 30/35°C	Heating capacity				kW	7.51	9.15	14.04	20.70
	Power input				kW	2.67	3.30	4.98	7.19
	COP					2.81	2.77	2.82	2.88
Heating at Air -15°C, Water 50/55°C	Heating capacity				kW	6.97	8.99	13.44	18.51
	Power input				kW	3.75	4.86	7.11	10.06
	COP					1.86	1.85	1.89	1.84
Heating at Air -22°C, Water 30/35°C	Heating capacity				kW	7.97	8.56	12.96	17.90
	Power input				kW	3.05	3.33	5.00	7.05
	COP					2.61	2.57	2.59	2.54
Heating at Air -22°C, Water 50/55°C	Heating capacity				kW	5.50	6.72	10.83	13.40
	Power input				kW	3.72	4.45	7.03	8.87
	COP					1.48	1.51	1.54	1.51
Cooling at Air 35°C, Water 23/18°C	Cooling capacity				kW	9.73	11.37	18.04	24.63
	Power input				kW	2.54	2.95	4.76	6.64
	EER					3.83	3.86	3.79	3.71
Cooling at Air 35°C, Water 12/7°C	Cooling capacity				kW	8.09	9.71	15.18	20.60
	Power input				kW	2.72	3.42	5.54	7.66
	EER					2.97	2.84	2.74	2.69
Compressor type						Inverter compressor			
Power supply	V					220-240V/50Hz/1PH	380-415V/50Hz/3PH		
Rated heating capacity	kW					10	12	19	26
Max power input	kW					3.75	4.86	7.11	10.06
Rated current	A					20.5	9.0	13.0	18.5
Minimum fuse current	A					25.0	12.0	16.0	24.0
Suggested water flux	m³/h					1.7	2.1	3.3	4.5
Water connection	G1"					G1"	G1"	G1 1/4"	G1 1/4"
Sound pressure level (1m)	dB(A)					46.8	50.5	51.2	51.6
Sound pressure level (3m)	dB(A)					37.3	41	41.7	42.1
Heat exchanger						Plate heat exchanger			
Net weight	kg					76	99	125	145
Gross weight	kg					92	117	146	166
Net dimension	mm					1076×456×860	1052×453×1260	1190×440×1380	1255×460×1460
Packing dimension	mm					1140×536×1005	1110×533×1405	1230×520×1525	1355×550×1600

* The above data is only a reference. Please refer to the nameplate on the unit.

-20°C 43°C ALSAVO R32 Air to Water Heat Pump for House heating / domestic hot water / pool heating, Plate heat exchanger, Horizontal, CE standard, A+++

Efficiency data		A+++	R32	Unit	XAH07Csi32	XAH10Csi32	XAH12Csi32	XAH16Csi32	XAH12Csi32T	XAH16Csi32T
Suggested buffer tank					60L	60L	60L/80L	80L/100L	60L/80L	80L/100L
Heating at Air 7°C, Water 30/35°C	Heating capacity			kW	7.21	10.11	12.00	16.52	12.00	16.18
	Power input			kW	1.53	2.21	2.58	3.61	2.58	3.54
	COP				4.70	4.58	4.65	4.58	4.65	4.57
Heating at Air 7°C, Water 50/55°C	Heating capacity			kW	6.90	9.55	11.47	16.22	12.00	15.83
	Power input			kW	2.13	3.04	3.57	5.13	3.73	4.99
	COP				3.24	3.14	3.21	3.16	3.22	3.17
Heating at Air -7°C, Water 30/35°C	Heating capacity			kW	4.62	6.54	7.74	10.71	7.52	10.71
	Power input			kW	1.46	2.04	2.40	3.48	2.37	3.43
	COP				3.17	3.21	3.23	3.08	3.17	3.12
Heating at Air -7°C, Water 50/55°C	Heating capacity			kW	4.63	6.83	7.60	11.06	7.44	10.86
	Power input			kW	2.16	3.08	3.39	5.50	3.68	5.40
	COP				2.14	2.22	2.24	2.01	2.02	2.01
Cooling at Air 35°C, Water 23/18°C	Cooling capacity			kW	7.06	9.92	11.70	16.20	11.80	15.70
	Power input			kW	1.84	2.59	3.03	4.21	3.09	4.11
	EER				3.84	3.83	3.86	3.85	3.82	3.82
Cooling at Air 35°C, Water 12/7°C	Cooling capacity			kW	5.75	8.10	9.63	13.18	9.61	12.82
	Power input			kW	1.92	2.73	3.39	4.66	3.44	4.58
	EER				2.99	2.97	2.84	2.83	2.79	2.80
Pool & Spa Side at Air 15°C, Water 28°C	Heating capacity			kW	7.02	8.70	8.77	8.88	6.50	9.62
	Power input			kW	1.08	1.44	1.46	1.47	0.96	1.58
	COP				6.51	6.04	6.01	6.04	6.78	6.09
Compressor type						Inverter compressor				
Power supply	V					220-240V/50Hz/1PH			380-415V/50Hz/3PH	
Rated heating capacity	kW					7	10	12	16	16
Max power input	kW					3.34	3.89	5.43	6.51	6.37
Rated current	A					14.0	16.0	23.0	26.0	12.0
Minimum fuse current	A					18.0	20.0	29.0	32.0	15.0
Suggested water flux	m³/h					1.2	1.7	2.1	2.8	2.1
Water connection	G1"					G1"	G1"	G1"	G1"	G1"
Sound pressure level (1m)	dB(A)					48	51	56.3	57.5	55.3
Sound pressure level (3m)	dB(A)					38	41.5	46.8	48	45.8
Heat exchanger						Plate heat exchanger				
Net weight	kg					70	76	99	107	99
Gross weight	kg					86	92	117	125	117
Net dimension	mm					1076×456×860	1076×456×860	1052×453×1260	1052×453×1260	1052×453×1260
Packing dimension	mm					1140×536×1005	1140×536×1005	1110×533×1405	1110×533×1405	1110×533×1405

* The above data is only a reference. Please refer to the nameplate on the unit.



03

Zealux® Heating System Solution



Pool Exchanger



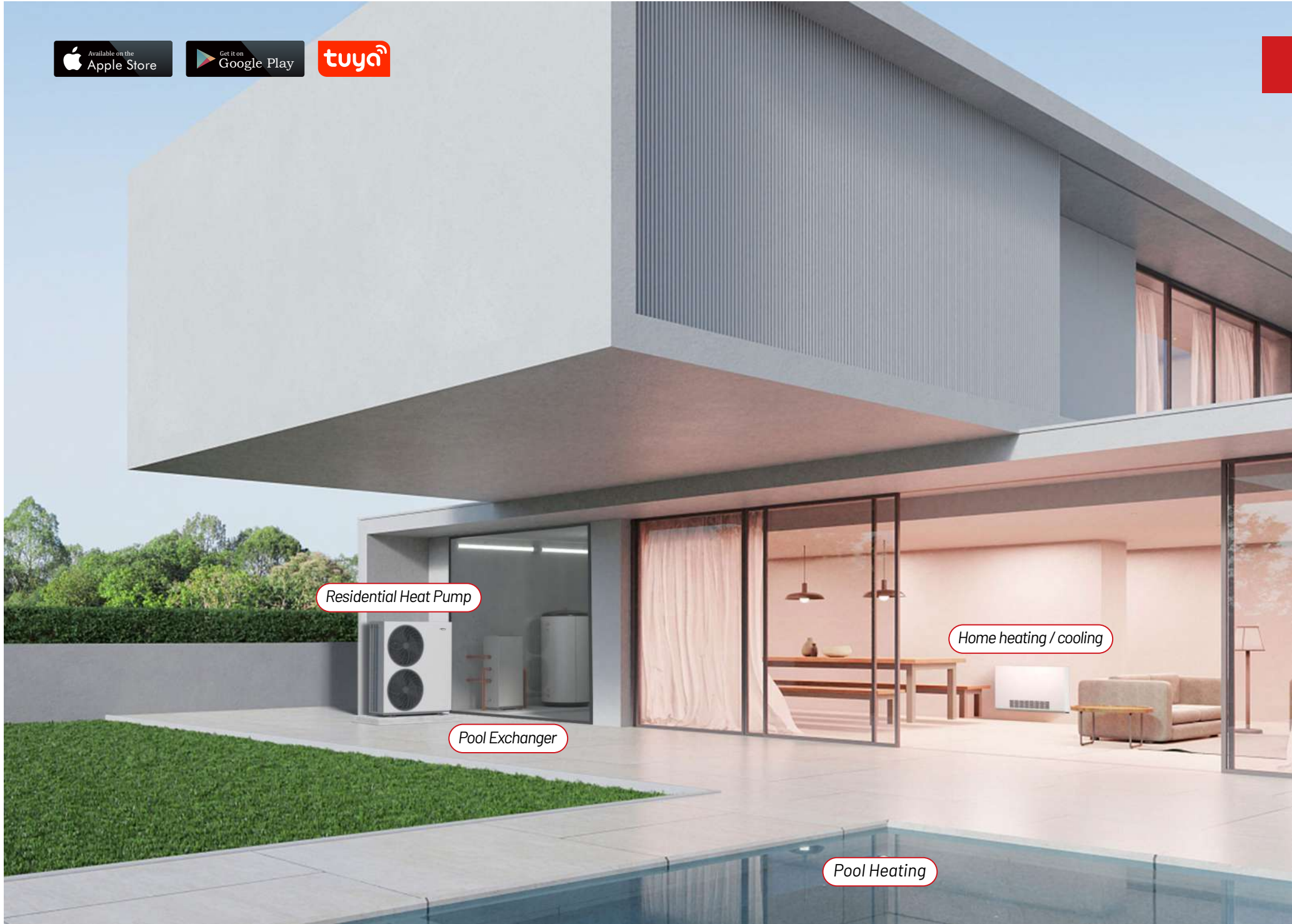
Fan Coil Unit



Hydro Box



Water Mixing Station



Zealux® Pool Exchanger

Discover our unique and sustainable solution, an exceptional innovation that redefines simplicity and efficiency.

With a simple installation operating with an air to-water heat pump, the pool exchanger acts as a media to heat and cool the swimming and spa pool, extend the use of air-to-water heat pump through seasons and lower the heat pump's seasonal vacancy rate.

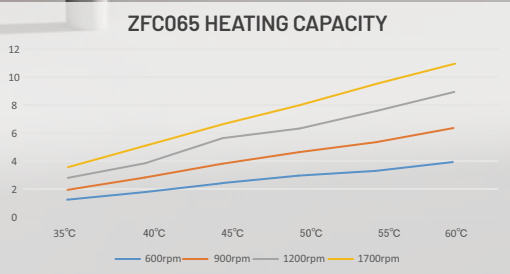
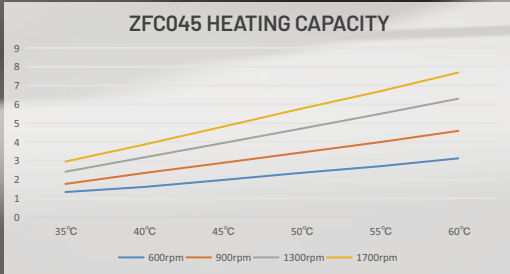
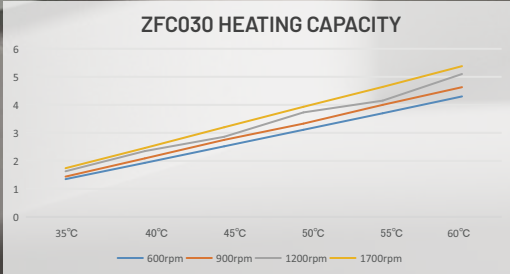
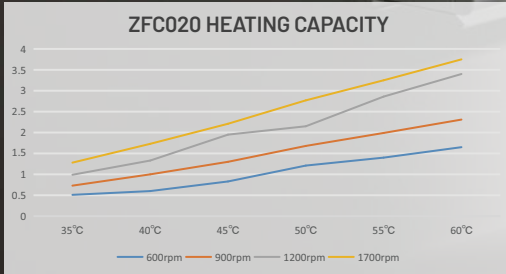


Notice: It must be placed on a level floor.

- Galvanized sheet with double coating, high hardness, and strong rust resistance.
- At the price of a traditional 5kW pool heater, it can achieve a constant temperature of 30kW for the pool.
- 0dB operation, no mechanical noise, no wind noise, enjoy 0dB silent swimming.
- Ultra-low energy consumption, only 8W operational energy consumption, which is 0.0016 times the energy consumption of pool heaters with the same heating capacity.
- Occupies only 0.15m² of space, flexibly adapting to various installation environments such as equipment rooms and gardens.

Efficiency data	Unit	WX-17		WX-25	
Power supply		220-240V/1Ph/50Hz			
Rated current	A	0.6		0.6	
Rated power input	W	12		12	
Heat pump side water supply 28°C, pool side water inlet/outlet 26°C/28°C					
Heating exchange capacity	kW	18.6		28.4	
Heat pump side water flow	m³/h	2.62		3.05	
Heat pump side connection		G1"			
Heat pump output capacity	kW	7	10	12	16
Pool side water flow	m³/h	5.6	8.1	9.9	12
Pool side connection		DN50			
Water pressure drop	Kpa	3.1	13.7	5.1	14.8
Unit dimension	mm	445 × 350 × 845		445 × 350 × 1006	
Packing dimension	mm	595 × 395 × 876		595 × 395 × 1036	
Net weight	kg	30		40	
Gross weight	kg	35		47	

* The data above is for reference. Please refer to the nameplate on the unit.



Zealux® Fan Coil Unit

The ZEALUX® fan coil series meets today's stringent requirements for performance, size, acoustics, low energy consumption, and ease of installation and maintenance. With the fan being the only moving part, it operates at a constant temperature with a power consumption of only about 10W, amounting to just 0.24 kWh over 24 hours. Noise levels are as low as 30dB(A), making it ideal for residential and work environments (offices, shops, restaurants, hotel rooms, etc.).



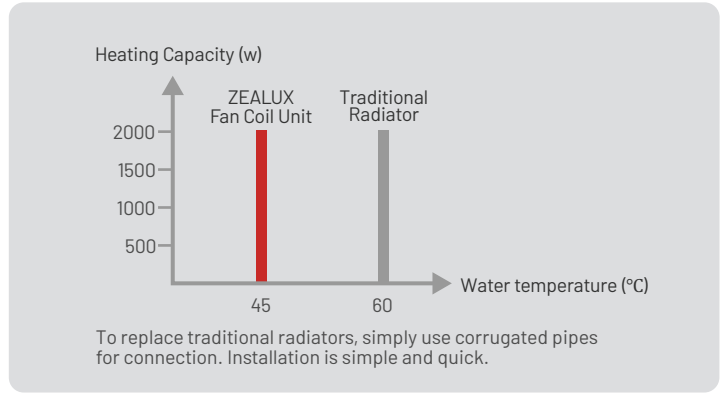
Aluminum plate design, double spray coating, lightweight, thin, and rust-resistant.



DC inverter frequency conversion, anti-cold wind/heat design, 5-speed wind control, meets rapid heating/cooling needs, delivering fine air output, quiet and efficient.



Can be installed on the wall or as a floor-standing unit, offering dual installation options.



Zealux Wall Mounted Type Fan Coil Unit

	BLACK	AFC020	AFC030	AFC045	AFC065
	WHITE	WFC020	WFC030	WFC045	WFC065
Power Supply	V/Ph/Hz	220-240V/50Hz/1PH			
Air flow (H)	m³/h	330	500	580	340
Air flow (M)	m³/h	230	360	470	680
Air flow (L)	m³/h	130	210	340	510
Performance in heating: Ambient temp. (DB/WB): 20°C, Water temp. inlet/outlet: 45/40°C					
Heating capacity	kW	1.95	2.86	3.94	5.5
Performance in heating: Ambient temp. (DB/WB): 20°C, Water temp. inlet/outlet: 55/50°C					
Heating capacity	kW	2.86	4.15	5.49	7.24
Performance in heating: Ambient temp. (DB/WB): 20°C, Water temp. inlet/outlet: 60/55°C					
Heating capacity	kW	3.4	5.1	6.3	8.5
Performance in cooling: Ambient temp. (DB/WB): 27/19°C, Water temp. inlet/outlet: 7/12°C					
Cooling capacity	kW	1.62	2.64	5.4	6
Power input (H)	W	18.5	24.3	35.8	51.5
Fan motor	Type	DC fan motor		Centrifugal fan motor	
Fan	Type	Cross-flow Fan		Centrifugal Fan	
Heat exchanger	Type	Copper tube aluminum fin			
Water flow rate	m³/h	1	1	1.14	1.14
Water pressure drop	Kpa	30	40	30	30
Noise level in 1m	dB(A)	30	32	40	40
Water inlet/outlet pipe	inch	G3/4"	G3/4"	G3/4"	G3/4"
Drain pipe	inch	G1/2"	G1/2"	G1/2"	G1/2"
Net weight	kg	15.5	19.5	32	43
Gross weight	kg	18.5	23	36	48
Dimension	mm	980×145×573	1250×145×573	1130×178×588	1385×178×588
Package Dimension	mm	1075×195×615	1330×195×615	1210×228×628	1465×228×628

* The data above is for reference. Please refer to the nameplate on the unit.



ZealUH® Hydro Box

Hydro Box is a revolutionary integrated system that simplifies traditional heating system installation. It combines key components like three-way valves, air release valves, and pumps into one unit, completing a heating circuit with just "five connections." This system ensures precise temperature control and significantly improves heat exchange efficiency.



Aluminum body, galvanized frame, dual coating, lightweight and rust-resistant.



Water distribution center with pure copper solenoid three-way valve, automatic switching between domestic hot water, heating, and pool temperature control.

Wall-mounted installation, only 0.3m² wall space.



Efficiency data	Unit	WD-17	WD-25	WD-25S	WD-25ST
Heating capacity	kW	9.71	11.62	15.20	15.49
Advised water flux (House heat pump side)	m ³ /h	1.54	2.20	2.41	2.30
Electric heating capacity	kW	3	3	6	6
Advised water flux (DHW cylinder side)	m ³ /h	2.05	2.05	2.05	2.05
Power supply		220-240V/50Hz/1Ph			380-415V/50Hz/3PH
Water connection		G1"			
Unit dimension	mm	460*235*660			
Net weight	kg	32	35	36	38
Gross weight	kg	35	38	39	40

* The data above is for reference. Please refer to the nameplate on the unit.



Multifaceted heat exchange, heat pump efficiency up to 94%, separates working fluid water, ensuring safe domestic hot water.



High-efficiency sterilization with high-power inline electric heating, water-electricity separation for safety, easily reaching 75°C for thorough sterilization.



Water tank load reduction, replacing traditional static heating coils and electric heaters, reducing limescale buildup and cleaning frequency.



ZealUH® Water Mixing Station

water mixing station blends hot and cold water to achieve a stabilized temperature and compensate for temperature variations. Its flexible system meets different temperature needs in an intelligent and detailed way.



Galvanized base plate, 1.2mm thick double coating, strong load-bearing, rust-free, easy wall-mounting.



Independent temperature control with automatic mixing valve and smart controller, one circuit, two temperatures.



High-end pump, pure copper, rust-free, 3-speed adjustment, 6m lift, easily reaches second floor.



Low power consumption, stable at 0.1 kWh/hour, ample water, stable temperature, energy-saving.



Electromagnetic manual-automatic mixing valve, adaptive adjustment, responsive, no wait for stable temperature.



Large coverage, 180m²/about 3-4 heating terminals, easily matched.

Wall-mounted design, only 0.08m² wall space, fits four 8mm stainless steel screws for enhanced stability and safety.

Efficiency data	Unit	MS-01
Power supply	V	220-240V/50Hz/1PH
Water inlet/outlet distance	mm	60
Temperature setting range	°C	5-85
Default temperature setting	°C	45
Rated water flow	m ³ /h	1.9
Circulation pump head height	m	3.1
Max water inlet supply	°C	95
Connector size (Heat pump side)		G1"
Max operation pressure	Bar	10
Max power	W	100
Recommended house size	m ²	Under 200
Net dimension	mm	276 × 304 × 145
Packing dimension	mm	355 × 360 × 195

* The data above is for reference. Please refer to the nameplate on the unit.

04

Support Service

Zealux product is backed with a three-year after sales warranty, and can be extended to seven years if the following conditions are met:

- Register on the Zealux website and upload needed documents after installation
- Installed by authorized professional installers
- Annual heat pump servicing and maintenance by the authorized installer with ticket retention

« The promise is to give the great benefit to every user with 7 years of peace of mind »



The 7 years commitment

By Zealux



To provide the required technical documents and product info



To organize the trainings and webinars min one time a year



To give the best in class customer service



To select the right partners



To hold enough spares and repair kit for installers

By the person in charge of maintenance



To respect installation requirements of Zealux and technical supports



To monitor maintenance visit every year following the maintenance prog



To use only Zealux spares and tools



To be an authorized Zealux installer / dealer / service partner



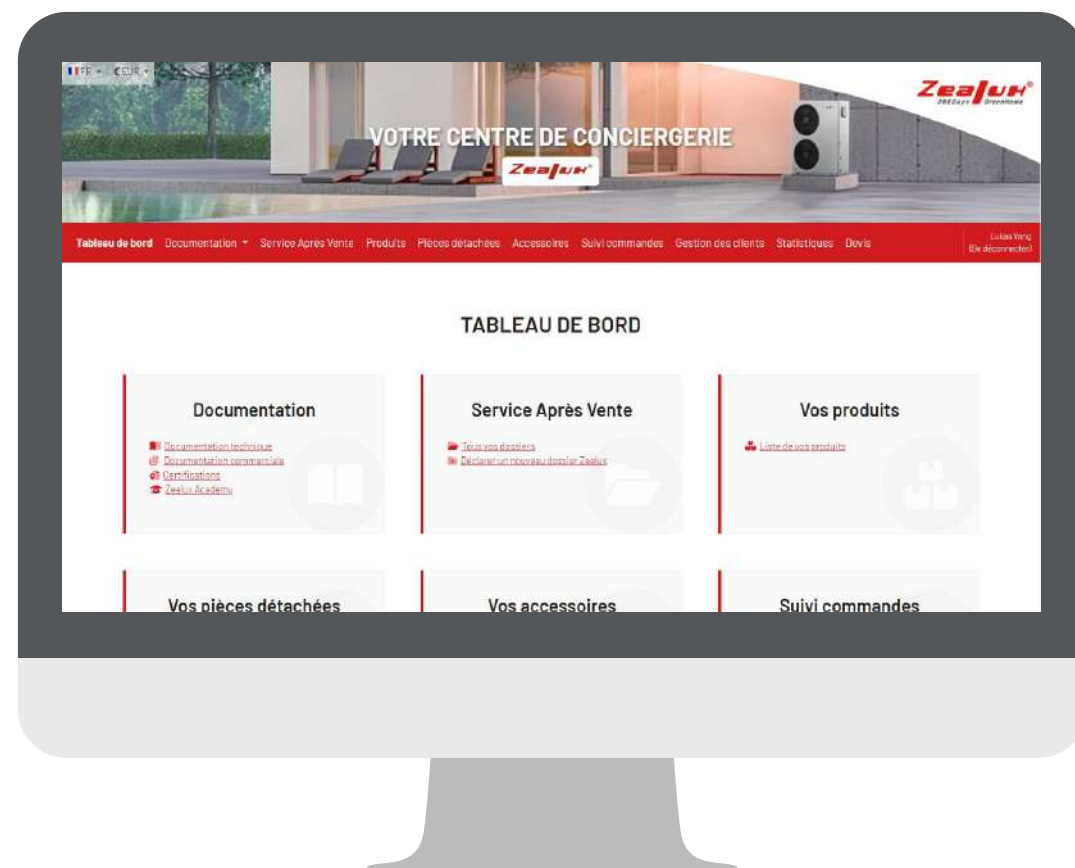
To participate at least min 1 time a year to our training course or webinars

For more details about maintenance, troubleshooting, training courses and technical guidance, please visit <https://zealux.com/contact-us/> or contact the Zealux dealer that installed your product.



05

Unique Conciergery Platform



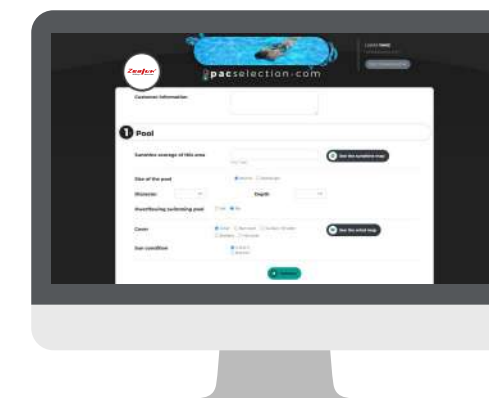
A full set of options

- A 24/7 conciergery service providing a unique customer experience.
- Technical and commercial documentation
- Tutorials : technical docs and videos
- Webinars with 6 courses
- Replacement parts
- Presale capabilities
- After sales management
- Repair assistance
- Ordering process
- Order tracking
- Stock management
- Available in over 10 languages

Our selection website for heating and pool heat pumps is specifically designed for distributors, making it easier to choose the most suitable heat pump models and generate standardized detailed reports.



Residential Heat Pump



Pool & Spa Heat Pump

How to use the selection website:

- 1 Distributors collect customer requirements for pool or heating needs.
- 2 Enter the information about these requirements on the website, such as house area or pool size.
- 3 The website generates a PDF report containing customer requirements, recommended heat pump models, and the procurement and operating costs of the heat pump.
- 4 Distributors can download the report for record-keeping and print it to provide to customers as a reference.



Fault diagnosis
by our experts



Spare parts



Repaired
equipment